



# Roller coating station 800/800 A

## Applications



Clear-on-clear labels



Photo papers




Thermal papers



Adhesive labels



Printed electronics



Flexible photovoltaics

## Roller coating station 800/800 A


With the self-metering coating in forward and reverse run, water- and solventbased media as well as pre-polymer curing media (100 % systems) are applied.

A direct as well as an indirect coating, for instance in offset mode, is possible. Depending on the required coating weight, the solid content, the production speed as well as the viscosity and the shear behavior of the media, KROENERT selects mutually with the customers the fitting coating method. More than 60 processes are offered in the product portfolio of KROENERT.

The very accurate coating is applied either as contour or as leveling layer on the moving web. The quantity of coating is defined by the method, the so called self-metering process. The wide range of the fixed coating station type 800 can be even enlarged with sleeve and trolley technique (coating station type 800 A with moveable trolley).

## Self-metering coating with GRAVURE ROLLERS, SMOOTH ROLLERS AND COMMA BAR





## Gravure-, Smooth Rollers and Comma bar Technique

### Gravure roller systems

Besides classical gravure coating process with oscillating bars, also pressure less (T-chamber) and pressurized (MPG 600 CI) systems are offered.

Low viscous media are applied, mostly with lower coating weight (apprx. max. 30 g/m<sup>2</sup> dry). The coating with gravure rollers has following properties and features (partially optional):

- High precision gravure rollers, chrome or ceramic coated
- Constant coating weight, depending on the cell volume of engraving
- Optimized, in volume reduced mass supply
- Short distance from metering to point of coating

- Low solvent evaporation
- Good accessibility and cleaning
- Oscillating of chamber
- Positive adjustment of metering bar
- Change of blades without tools
- Tempering of coating system
- Simultaneous coating (front- and backside)

### Smooth roller systems

Smooth roller systems offer a variety of coating processes. Differentiations are made between coating from the pan and coating from the nip, depending on the coating media and process requirements. Coating with smooth rollers provides following properties and executions (partially optional):

- Use of high precision steel rollers, chrome or ceramic coated with T. I. R 2 μm
- Bending compensation
- Fine adjustment of rollers in μm-range, manual or motorized in linear guides
- Tempering of rollers with +/- 1 °C accuracy
- Contactless level measuring in nip
- Roller cleaning technique (wiper, scraper etc.)
- Easy cleaning of station
- Simultaneous coating (front and backside)
- Stripe coating

### Comma bar systems

Main features (partially optional):

- Ideal coating process for high coating weights of medium- to high viscous coating compounds
- Control of nip forces also at high viscosities (bending compensation)
- Precise roller adjustment with +/- 1,5 μm accuracy
- Smooth surface appearance due to comma bar
- Large variety in coating weight
- Easy cleaning and accessibility
- Level control in nip
- Compound pumping systems with filter


Furthermore also coating processes with Meyer bar, Kiss Coat as well as special coating solutions are possible.

### Sleeve Technique

Most of the processes with gravure and smooth roller or comma bar technique can be equipped with a sleeve system, used as web guiding or coating roller.

This allows short set-up times, high flexibility and a reduction in cost.

Corresponding to the concerned coating method and media properties, KROENERT also supplies the suiting media containers/pumping systems.



Gravure roller oscillating bar

Gravure roller T-chamber

Gravure roller MPG 600 CI

Smooth roller

6 Roller

Comma bar

Meyer bar

## Technical data

Working width	500 - 3.300 mm
Working speed	up to 1.610 m/min subject to coating process
Viscosity	up to 500.000 mPas subject to coating process
Coating weight	up to 500 g/m <sup>2</sup> subject to coating process